

A New Identification Approach of MIMO Hammerstein Model with Separate Nonlinearities

Chekib Ghorbel*, Zeineb Rayouf, Naceur Benhadj Baraïek

Advanced System Laboratory, Polytechnic School of Tunisia BP 743, 2078, La Marsa, Tunisie.

ARTICLE INFO

Article history:

Received: 20 September, 2017

Accepted: 09 October, 2017

Online: 23 October, 2017

Keywords:

Parametric identification

Hammerstein model

Separate nonlinearity

Quadruple-tank process

ABSTRACT

A new coupled structure identification of Multi-Input Multi-Output (MIMO) Hammerstein models with separate nonlinearities is proposed. It is based on the use of the Recursive Least Squares (RLS) algorithm. A comparative study between a decoupled and coupled structures identification of MIMO Hammerstein models is discussed.

A quadruple-tank process is used to illustrate the effectiveness of the new structure.

1 Introduction

This paper is an extension of work originally presented in Conference on Science of Electronics, Technologies of Information and Telecommunications (SETIT 2016) [1].

The latter work presented two methods of parametric identification of decoupled multivariable Hammerstein model.

It consists of one nonlinear static block and one linear dynamic block. Many process (chemical and biological process, signal processing, etc.) have this structure, for example: pH neutralization processes [2], polymerization reactor [3], distillation columns [4] and dryer process [5].

Many system identification methods have been used to identify the single-input single-output (SISO) model. They can be divided into stochastic methods [6,7], iterative methods [8], over-parameterization methods [9], separable least squares methods [10,11], blind identification methods [12] and frequency domain methods [13].

It is possible to transform the SISO Hammerstein model to MISO and MIMO model which is linear in the parameters [14]. Several approaches have been proposed to identify MIMO Hammerstein model. In [15,16,17], neuronal networks and fuzzy logic have been used to deal with more general nonlinearities. An approach based on multivariable cardinal cubic spline functions to model the static nonlinearities

have been proposed in [18]. The Least Squares Support Vector Machines (LS-SVMs) have been presented in [19,20]. A generalized Hammerstein model consisting of a static polynomial function in series with time-varying linear model is developed in order to model the Hammerstein-like multivariable processes whose linear dynamics vary over the operating space in [21]. In this work, we propose a new coupled structure identification of MIMO model with separate nonlinearities. It is organized as follows: SISO Hammerstein system is presented in part 1 of section 2. A new coupled structure for MIMO Hammerstein system is developed in part 2 of section 2. Simulation results of a quadruple-tank process is given in section 3. Finally, a conclusion is made.

2 Parametric identification of Hammerstein model

2.1 Parametric identification of SISO Hammerstein model

Assume that the Hammerstein model of Figure 1 is composed of a nonlinear block $F(\cdot)$ associated with a linear sub-system $\frac{B(q^{-1})}{A(q^{-1})}$. It is described by:

$$\begin{cases} y_k = \frac{B(q^{-1})}{A(q^{-1})} v_k + w_k \\ v_k = F(u_k) \end{cases} \quad (1)$$

*Corresponding Author: Chekib Ghorbel, Advanced System Laboratory, Polytechnic School of Tunisia, BP 743, 2078, La Marsa, Tunisie.
Contact No: +21698722239.
Email: chekib.ghorbel@enicarthage.rnu.tn

with:

$$A(q^{-1}) = 1 + a_1 q^{-1} + a_2 q^{-2} + \dots + a_{n_A} q^{-n_A}$$

$$B(q^{-1}) = b_1 q^{-1} + b_2 q^{-2} + \dots + b_{n_B} q^{-n_B}$$

$$v_k = \lambda_1 u_k + \lambda_2 u_k^2 + \dots + \lambda_N u_k^N$$

q^{-1} delay operator, u_k input of the system, y_k output, v_k the unmeasurable internal signal and w_k represents the modeling error, external disturbances, etc.

In order to have a unique parameterizations of the Hammerstein model structure, the first coefficient of the nonlinear function $F(\cdot)$ equals to 1, $\lambda_1 = 1$ [11,22].

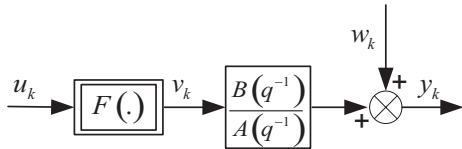


Figure 1: SISO Hammerstein model

The output y_k is given by:

$$y_k = - \sum_{i=1}^{n_A} a_i y_{k-i} + \sum_{i=1}^{n_B} b_i \left(u_{k-i} + \sum_{\rho=2}^N \lambda_\rho u_{k-i}^\rho \right) + w_k \quad (2)$$

Equation (2) can be written in the following form:

$$y_k = \Phi_k^T \theta_k + w_k \quad (3)$$

with:

$$\Phi_k = \begin{pmatrix} Y_k \\ U_k \end{pmatrix}, \quad \theta = \begin{pmatrix} a \\ b \\ s \end{pmatrix},$$

Φ_k and $\theta_k \in R^{n_R}$ where $n_R = n_A + N n_B$,

$$Y_k = \begin{pmatrix} -y_{k-1}, -y_{k-2}, \dots, -y_{k-n_A} \end{pmatrix} \in R^{n_A},$$

$$U_k = \begin{pmatrix} U_{1k}, U_{2k}, \dots, U_{Nk} \end{pmatrix} \in R^{N n_B},$$

$$U_{jk} = \begin{pmatrix} u_{k-1}^j, u_{k-2}^j, \dots, u_{k-n_B}^j \end{pmatrix} \in R^{n_B},$$

for $j = 1, 2, \dots, N$

$$a = \begin{pmatrix} a_1, a_2, \dots, a_{n_A} \end{pmatrix} \in R^{n_A},$$

$$b = \begin{pmatrix} b_1, b_2, \dots, b_{n_B} \end{pmatrix} \in R^{n_B},$$

$$s = \begin{pmatrix} \lambda_2 b, \lambda_3 b, \dots, \lambda_N b \end{pmatrix} \in R^{N n_B}.$$

The parameter vector θ can be estimated using the RLS algorithm. It is described by the following equations:

$$\begin{cases} \hat{\theta}_k = \hat{\theta}_{k-1} + P_k \Phi_k \varepsilon_k \\ P_k = P_{k-1} - \frac{P_{k-1} \Phi_k \Phi_k^T P_{k-1}}{1 + \Phi_k^T P_{k-1} \Phi_k} \\ \varepsilon_k = y_k - \hat{\theta}_{k-1}^T \Phi_k \end{cases} \quad (4)$$

where P_k is the adaptation gain matrix, Φ_k is the observation vector and θ_k is the parameters vector.

2.2 Parametric identification of MIMO Hammerstein model

Two structures are used to identify MIMO Hammerstein models in the literature: with separate nonlinearities [21] or with combined nonlinearities [23]. The second case is the most general, but it can cause a very challenging parameter estimation problem because of the large number of parameters to be estimated.

In this paper, we developed a new coupled structure for MIMO Hammerstein model with separate nonlinearities. They are presented in Figure 2 and 4 where $u_j, v_{i,j}, y_i$ for $i = 1, 2, \dots, p$ and $j = 1, 2, \dots, m$ are the system input, internal signal and system output. $F_{i,j}(\cdot)$ are nonlinear function.

2.2.1 A decoupled structure identification of MIMO Hammerstein model

The decoupled structure of MIMO Hammerstein model is given in Figure 2. Each output $y_{i,k}, i = 1, 2, \dots, p$, of the multivariable system corresponds to a linear model, which at its input are introduced a nonlinear functions, Figure 3.

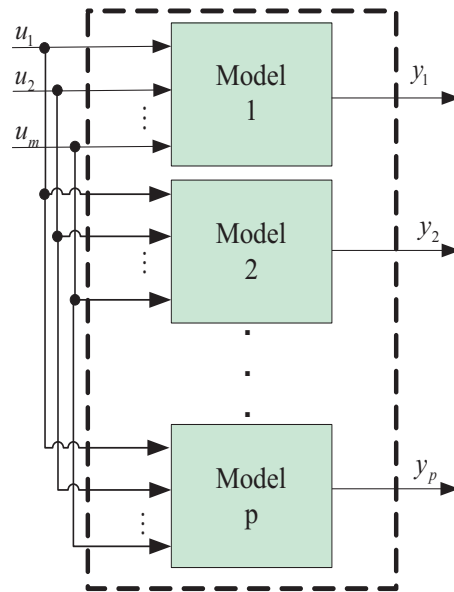


Figure 2: Decoupled structure of MIMO Hammerstein model

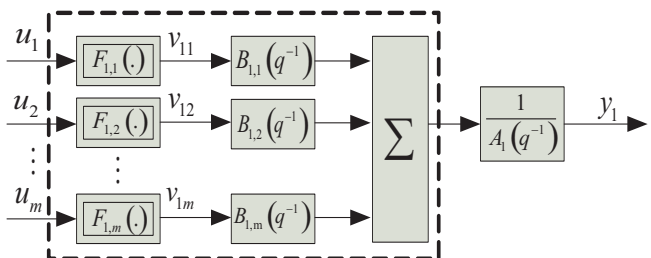


Figure 3: Structure of first model

Each output $y_{i,k}, i = 1, 2, \dots, p$, of the MIMO Hammerstein model is proposed as:

$$S_{i,j,\tau} = (s_{i,j,\tau,2}, s_{i,j,\tau,3}, \dots, s_{i,j,\tau,N}) \in R^{(N-1)}$$

$$s_{i,j,\tau,\rho} = b_{i,j,\tau} \lambda_{j,\rho}$$

$$\left\{ \begin{array}{l} A_i(q^{-1})y_{i,k} = \sum_{j=1}^m B_{i,j}(q^{-1})v_{j,k} \\ v_{i,j,k} = F_{i,j}(u_{j,k}) = u_{j,k} + \sum_{\rho=2}^N \lambda_{i,j,\rho} u_{j,k}^{\rho} \end{array} \right. \quad (5)$$

with:

$$A_i(q^{-1}) = 1 + a_{i,1}q^{-1} + a_{i,2}q^{-2} + \dots + a_{i,n_{A_i}}q^{-n_{A_i}}$$

$$B_{i,j}(q^{-1}) = b_{i,j,1}q^{-1} + b_{i,j,2}q^{-2} + \dots + b_{i,j,n_{B_{i,j}}}q^{-n_{B_{i,j}}}$$

System (5) can be rewritten as:

$$y_{i,k} = - \sum_{\tau=1}^{n_{A_i}} a_{i,\tau} y_{i,k-\tau} + \sum_{j=1}^m \sum_{\tau=1}^{n_{B_{i,j}}} b_{i,j,\tau} u_{j,k-\tau} + \sum_{j=1}^m \sum_{\tau=1}^{n_{B_{i,j}}} \sum_{\rho=2}^N b_{i,j,\tau} \lambda_{i,j,\rho} u_{j,k-\tau}^{\rho} \quad (6)$$

then:

$$y_{i,k} = - \sum_{\tau=1}^{n_{A_i}} a_{i,\tau} y_{i,k-\tau} + \sum_{j=1}^m \sum_{\tau=1}^{n_{B_{i,j}}} b_{i,j,\tau} u_{j,k-\tau} + \sum_{j=1}^m \sum_{\tau=1}^{n_{B_{i,j}}} \sum_{\rho=2}^N s_{i,j,\tau,\rho} u_{j,k-\tau}^{\rho} \quad (7)$$

Equation (7) can be written in the following form:

$$y_{i,k} = \Phi_{i,k}^T \theta_i \quad (8)$$

with:

$$\Phi_{i,k} = \begin{pmatrix} Y_{i,k} \\ U_k \\ \varphi_k \end{pmatrix}, \quad \theta_i = \begin{pmatrix} A_i \\ B_i \\ S_i \end{pmatrix}$$

$\Phi_{i,k}$ and $\theta_i \in R^{n_R}$; $n_R = n_{A_i} + \sum_{j=1}^m N n_{B_{i,j}}$

$$Y_{i,k} = (-y_{i,k-1}, -y_{i,k-2}, \dots, -y_{i,k-n_{A_i}}) \in R^{n_{A_i}}$$

$$U_k = (U_{1,k}, U_{2,k}, \dots, U_{m,k}) \in R^{m \times n_{B_{i,j}}}$$

$$U_{j,k} = (u_{j,k-1}, u_{j,k-2}, \dots, u_{j,k-n_{B_{i,j}}}) \in R^{n_{B_{i,j}}}$$

$$\varphi_k = (\varphi_{1,k}, \varphi_{2,k}, \dots, \varphi_{m,k}) \in R^{(N-1) \times m \times n_{B_{i,j}}}$$

$$\varphi_{j,k} = (\varphi_{j,1,k}, \varphi_{j,2,k}, \dots, \varphi_{j,n_{B_{i,j}},k}) \in R^{(N-1) \times n_{B_{i,j}}}$$

$$\varphi_{j,\tau,k} = (u_{j,k-\tau}^2, u_{j,k-\tau}^3, \dots, u_{j,k-\tau}^N) \in R^{(N-1)}$$

$$A_i = (a_{i,1}, a_{i,2}, \dots, a_{i,n_{A_i}}) \in R^{n_{A_i}}$$

$$B_i = (B_{i,1}, B_{i,2}, \dots, B_{i,m}) \in R^{m \times n_{B_{i,j}}}$$

$$B_{i,j} = (b_{i,j,1}, b_{i,j,2}, \dots, b_{i,j,n_{B_{i,j}}}) \in R^{n_{B_{i,j}}}$$

$$S_i = (S_{i,1}, S_{i,2}, \dots, S_{i,m}) \in R^{(N-1) \times m \times n_{B_{i,j}}}$$

$$S_{i,j} = (S_{i,j,1}, S_{i,j,2}, \dots, S_{i,j,n_{B_{i,j}}}) \in R^{(N-1) \times n_{B_{i,j}}}$$

The steps of the identification scheme are summarized as follows:

1. choosing an initial values for the adaptation matrix,
2. acquiring the input and output of the system and form the vector data as shown in (11) using the present and past values of the input u , output y , and u power,
3. solving the estimate parameter A_i , B_i and S_i using the algorithm RLS,
4. solving $\lambda_{i,j,\rho}$ using the estimated values $b_{i,j,\tau}$ and $s_{i,j,\tau,\rho}$ as:

$$\lambda_{i,j,\rho} = \left(\sum_{\tau=1}^{n_{B_{i,j}}} b_{i,j,\tau}^2 \right)^{-1} \left(\sum_{\tau=1}^{n_{B_{i,j}}} b_{i,j,\tau} s_{i,j,\tau,\rho} \right) \quad (9)$$

2.2.2 A new coupled structure identification of MIMO Hammerstein system

The structure of this method is given in Figure 5. Each output of the system is depended on inputs and all other system outputs, Figure 4.

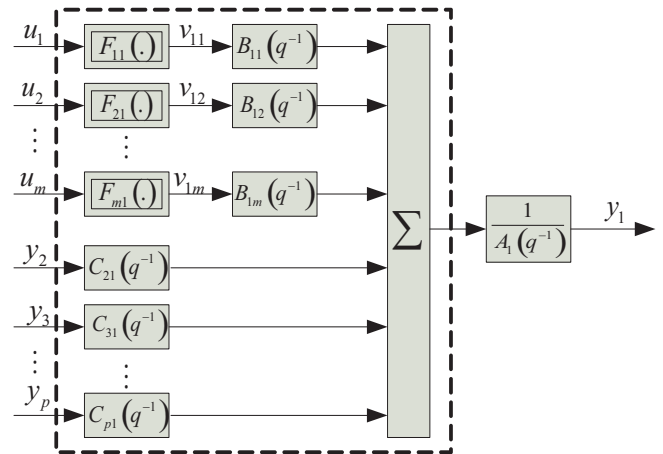


Figure 4: Structure of first model

Each output $y_{i,k}$, $i = 1, 2, \dots, p$, of the MIMO Hammerstein model is described by:

$$\left\{ \begin{array}{l} A_i(q^{-1})y_{i,k} = \sum_{j=1}^m B_{i,j}(q^{-1})v_{j,k} + \sum_{\substack{l=1 \\ l \neq i}}^p C_{i,l}(q^{-1})y_{l,k} \\ v_{i,j,k} = F_{i,j}(u_{j,k}) = u_{j,k} + \sum_{\rho=2}^N \lambda_{i,j,\rho} u_{j,k}^{\rho} \end{array} \right. \quad (10)$$

with:

$$A_i(q^{-1}) = 1 + a_{i,1}q^{-1} + a_{i,2}q^{-2} + \dots + a_{i,n_{A_i}}q^{-n_{A_i}}$$

$$B_{i,j}(q^{-1}) = b_{i,j,1}q^{-1} + b_{i,j,2}q^{-2} + \dots + b_{i,j,n_{B_{i,j}}}q^{-n_{B_{i,j}}}$$

$$C_{i,l}(q^{-1}) = c_{i,l,1}q^{-1} + c_{i,l,2}q^{-2} + \dots + c_{i,l,n_{C_{i,l}}}q^{-n_{C_{i,l}}}$$

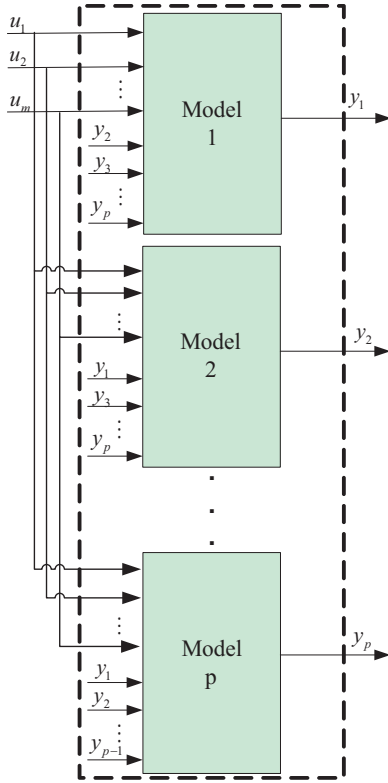


Figure 5: A proposed structure of MIMO Hammerstein model

System (10) can be rewritten as:

$$y_{i,k} = - \sum_{\tau=1}^{n_{A_i}} a_{i,\tau} y_{i,k-\tau} + \sum_{j=1}^m \sum_{\tau=1}^{n_{B_{i,j}}} b_{i,j,\tau} u_{j,k-\tau} + \sum_{j=1}^m \sum_{\tau=1}^{n_{B_{i,j}}} \sum_{\rho=2}^N b_{i,j,\tau} \lambda_{i,j,\rho} u_{j,k-\tau}^{\rho} + \sum_{l=1}^p \sum_{\tau=1}^{n_{C_{i,l}}} c_{i,l,\tau} y_{l,k-\tau}$$

(11)

then:

$$y_{i,k} = - \sum_{\tau=1}^{n_{A_i}} a_{i,\tau} y_{i,k-\tau} + \sum_{j=1}^m \sum_{\tau=1}^{n_{B_{i,j}}} b_{i,j,\tau} u_{j,k-\tau} + \sum_{j=1}^m \sum_{\tau=1}^{n_{B_{i,j}}} \sum_{\rho=2}^N s_{i,j,\tau,\rho} u_{j,k-\tau}^{\rho} + \sum_{l=1}^p \sum_{\tau=1}^{n_{C_{i,l}}} c_{i,l,\tau} y_{l,k-\tau}$$

(12)

Equation (12) can be written in the following form:

$$y_{i,k} = \Psi_{i,k}^T \theta_i^{new}$$

(13)

with:

$$\Psi_{i,k} = \begin{pmatrix} Y_{i,k} \\ U_k \\ \varphi_k \\ Y_{L,k} \end{pmatrix}, \theta_i^{new} = \begin{pmatrix} A_i \\ B_i \\ S_i \\ C_i \end{pmatrix}$$

$$\Phi_{i,k} \text{ and } \theta_i \in R^{n_R}; n_R = n_{A_i} + \sum_{j=1}^m N n_{B_{i,j}} + n_{C_{i,l}} \times (p-1)$$

$$Y_{L,k} = (Y_{1,k}, Y_{2,k}, \dots, Y_{p,k}) \in R^{(p-1) \times n_{C_{i,l}}}$$

$L \neq i$

$$Y_{l,k} = (-y_{l,k-1}, -y_{l,k-2}, \dots, -y_{l,k-n_{C_{i,l}}}) \in R^{n_{C_{i,l}}}$$

$$C_i = (C_{i,1}, C_{i,2}, \dots, C_{i,p}) \in R^{(p-1) \times n_{C_{i,l}}}$$

$$C_{i,j} = (c_{i,j,1}, c_{i,j,2}, \dots, c_{i,j,n_{C_{i,l}}}) \in R^{n_{C_{i,l}}}$$

for $i = 1, 2, \dots, p$, $j = 1, 2, \dots, m$, and $\tau = 1, 2, \dots, n_{B_{i,j}}$, and $l = 1, 2, \dots, p$, such as $l \neq i$.

Parametric identification consists to determine the parameters of the system based on vectors of inputs and outputs, using the recursive least squares algorithm.

3 Application: quadruple-tank process

A quadruple-tank process is used to illustrate the performance of the proposed structures of the MIMO Hammerstein model.

3.1 System description

The system setup is a model of a chemical plant fragment. Very often tanks are coupled through pipes and the reactant level and flow has to be controlled. The type of the experiments was performed on the 33-041 Coupled Tanks System of Feedback Instruments [24]. This plant, a variant of the quadruple tank process originally proposed in [25], is a model of a fragment of a chemical plant, Figure 6.



Figure 6: Plant of four coupled tanks [26]

The line diagram of the reservoir system is shown in Figure 7. The coupled tanks unit consists of four tanks placed on a rig. Another reservoir tank is placed at the bottom. In the reservoir two submersible pumps are placed, which pump the water on command to the tanks. The water flows freely to the bottom tanks through the configurable orifice. The way

the water flows through the setup can be configured in many ways with manual valves label led (MVA, MVB, MVC, MVD, MVE, MVF, MVG, MV1, MV2, MV3 and MV4).

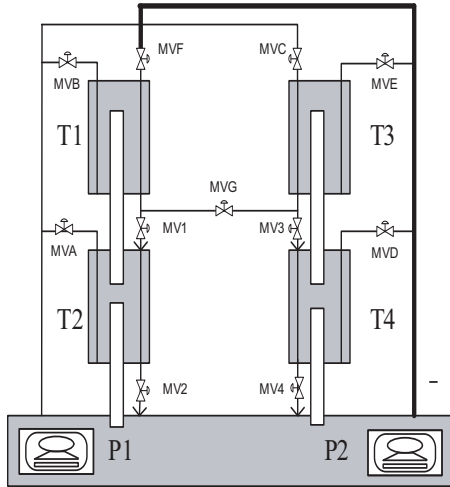


Figure 7: Line diagram for quadruple-tank process

3.2 Mathematical modelling

The quadruple-tank process admits the following nonlinear model [25] which has been assembled in simulink:

$$\begin{cases} \dot{h}_1(t) = \eta v_1(t) - \frac{a_1}{A} \sqrt{2gh_1(t)} - \frac{a_{13}}{A} \sqrt{2g(h_1(t) - h_3(t))} \\ \dot{h}_2(t) = \frac{a_1}{A} \sqrt{2gh_1(t)} - \frac{a_2}{A} \sqrt{2gh_2(t)} \\ \dot{h}_3(t) = \eta v_2(t) - \frac{a_3}{A} \sqrt{2gh_3(t)} - \frac{a_{13}}{A} \sqrt{2g(h_1(t) - h_3(t))} \\ \dot{h}_4(t) = \frac{a_3}{A} \sqrt{2gh_3(t)} - \frac{a_4}{A} \sqrt{2gh_4(t)} \end{cases} \quad (14)$$

where h_i , for $i = 1, 2, 3, 4$, denote the water level in the corresponding tank and v_i , for $i = 1, 2$, are voltages applied to the pumps. a_i , for $i = 1, 2, 3, 4$, are the outlet area of the tanks, a_{13} is the outlet area betwixt tanks 1 and 3; η constant relating the control voltage with the water flow from the pump, A is the cross-sectional area of the tanks and g is the gravitational constant.

3.3 Simulation and results

The proposed structures has been tested with the model parameters presented in table 1.

	Value	Unit	Description
h_i	0 – 25	cm	Water level of tank i
v_i	0 – 5	V	Voltage level of pump i
S	0.014	m^2	Cross-sectional area
a_i	$5e-5$	m^2	Outlet area of tank i
a_{13}	$5e-5$	m^2	Outlet area betwixt T1 and T3
η	$2e-3$	$\frac{m^3}{V \cdot s}$	Water level of tank i
g	9.81	m^{-2}	Gravitational constant

Table 1: Parameters of the plant

The inputs u_1 and u_2 are show in Figure 8. They are set to $[0 \dots +5V]$. The sample time used for all simulations is $T_e = 1s$.

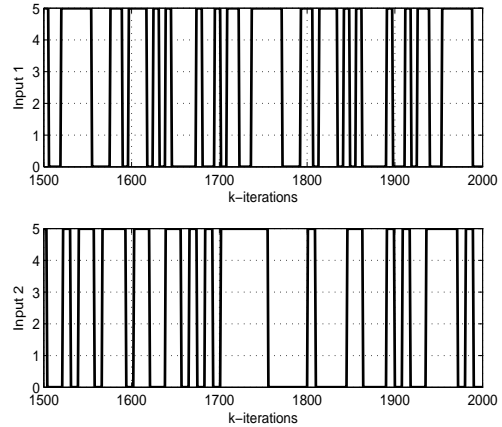


Figure 8: Inputs u_1 and u_2

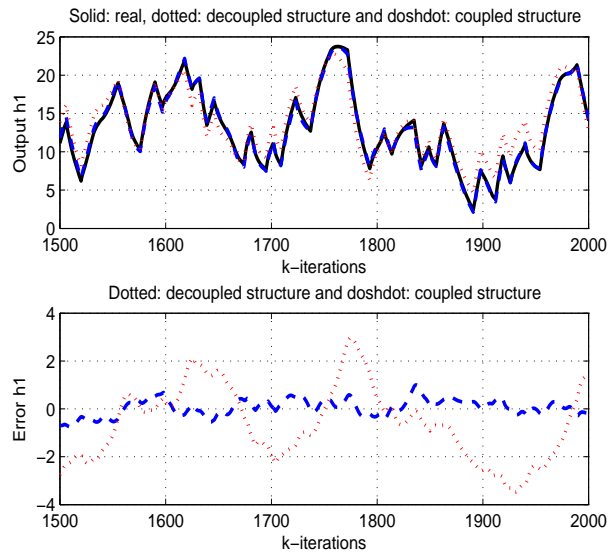


Figure 9: Response of the real and estimated h_1

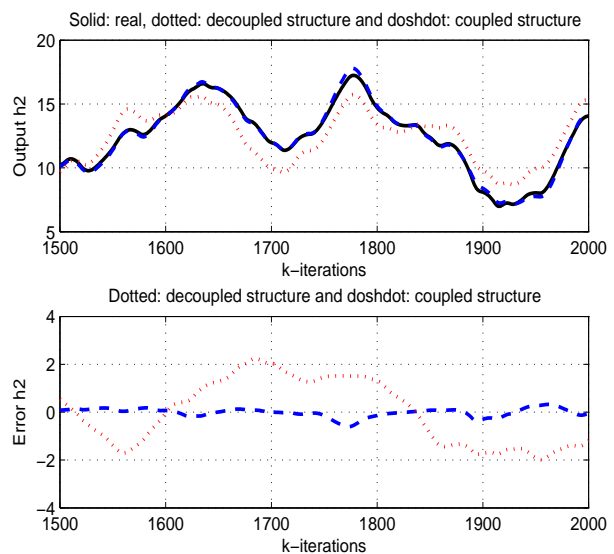


Figure 10: Response of the real and estimated h_2

Figures 9 to 12 show the results of the experiments with two methods from a comparative point of view. Each of them shows a superposition of the actual output and the two outputs estimated as their two error curves. Solid line represents the real output, dotted line represents the estimated systems output signals with the decoupled structure and the dash-dot lines represent the estimated systems output signals with the coupled structure in all four graphs. The responses of the original system and the results of the proposed method are very similar. It is clear that the error corresponding to the proposed structure is smaller than that corresponding to the decoupled structure. On inspection, the proposed structure is seen to work better than the decoupled structure. Thus, the feasibility and superiority of this proposed identification method are validated.

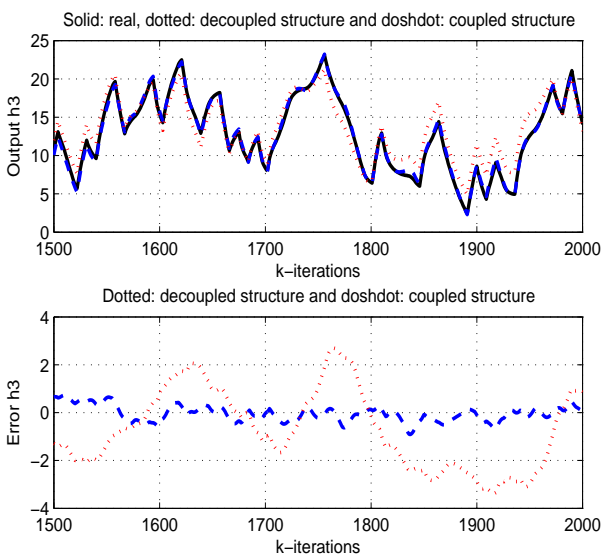


Figure 11: Response of the real and estimated h_3

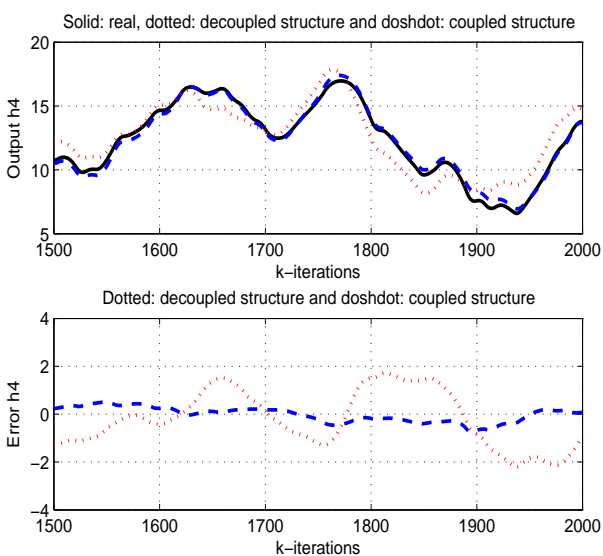


Figure 12: Response of the real and estimated h_4

4 Conclusion

In this study, a new coupled structure identification of MIMO Hammerstein model with separate nonlinearities has been developed. The method is based on RLS algorithm. A comparative study using simulation results for quadruple-tank process, between the proposed structure and the decoupled structure is discussed. Simulation results reveal the performance and effectiveness of the proposed method. As a perspective, we will judge the performance of the method used in the presence of perturbations

References

1. Z. Rayouf, C. Ghorbel, and N. B. Braiek, "An extended identification methods for multivariable Hammerstein system" in 7th International Conference on Sciences of Electronics, Technologies of Information and Telecommunications, Hammamet Tunisia, 2016. <https://doi.org/10.1109/SETIT.2016.7939921>
2. Z. O. U. Zhiyun, Y. U. Meng, W. A. N. G. Zhizhen, L. I. U. Xinghong, G. U. O. Yuqing, F. ZHANG, and G. U. O. Ning, "Nonlinear model algorithmic control of a pH neutralization process" Chinese Journal of Chemical Engineering, 21(4), 395-400, 2013. [https://doi.org/10.1016/S1004-9541\(13\)60479-6](https://doi.org/10.1016/S1004-9541(13)60479-6)
3. D. Z. Li, Y. X. Jia, Q. S. Li, and Q. B. Jin, "Identification and nonlinear model predictive control of MIMO Hammerstein system with constraints" Journal of Central South University, 24(2), 448-458, 2017. <https://doi.org/10.1007/s11771-017-3447-3>
4. R. Kanthasamy, H. Anwaruddin, and S. K. Sinnadurai, "A new approach to the identification of distillation column based on hammerstein model" Modelling and Simulation in Engineering, 2014(11), 1-7, 2014. <http://dx.doi.org/10.1155/2014/813757>
5. D. K. Rollins, N. Bhandari, A. M. Bassily, G. M. Colver, and S. T. Chin, "A continuous-time nonlinear dynamic predictive modeling method for hammerstein processes" Industrial and engineering chemistry research, 42(4), 860-872, 2003. <https://doi.org/10.1021/ie020169>
6. D. Wang, and F. Ding, "Extended stochastic gradient identification algorithms for Hammerstein-Wiener ARMAX systems" Computers and Mathematics with Applications, 56(12), 3157-3164, 2008. <https://doi.org/10.1016/j.camwa.2008.07.015>
7. F. Ding, "Hierarchical multi-innovation stochastic gradient algorithm for Hammerstein nonlinear system modeling" Applied Mathematical Modelling, 37(4), 1694-1704, 2013. <https://doi.org/10.1016/j.apm.2012.04.039>
8. R. Su, B. Wang, and S. Liu, "The iterative identification method for hammerstein nonlinear channel" in 10th International Conference on Wireless Communications, Networking and Mobile Computing (WiCOM), Beijing, China, 2014. <https://doi.org/10.1049/ic.2014.0075>
9. J. Wang, Q. Zhang, and L. Ljung. "Revisiting Hammerstein system identification through the two-stage algorithm for bilinear parameter estimation" Automatica, 45(11), 2627-2633, 2009. <https://doi.org/10.1016/j.automata.2009.07.033>
10. D. Westwick, and R. Kearney, "Separate least squares identification of nonlinear Hammerstein models: application to stretch reflex dynamics" Annals of Biomedical Engineering, 29(8), 707-718, 2001. <https://doi.org/10.1114/1.1385806>
11. E. Bai, and M. Fu, "Identification of linear systems with hard input nonlinearities of known structure" IEEE Transactions on Signal Processing, 38(5), 853-860, 2002. [https://doi.org/10.1016/S0005-1098\(01\)00281-3](https://doi.org/10.1016/S0005-1098(01)00281-3)

12. E. Bai, and M. Fu, "A blind approach to Hammerstein model identification" *IEEE Transactions on Signal Processing*, **50**(7), 1610-1619, 2002. <https://doi.org/10.1109/TSP.2002.1011202>
13. E. Bai, "Frequency domain identification of Hammerstein models" *IEEE Transactions on Automatic Control*, **48**(4), 530-542, 2003. <https://doi.org/10.1109/TAC.2003.809803>
14. Y. Liu, J. Sheng, and R. Ding, "Convergence of stochastic gradient estimation algorithm for multi-variable ARX-like systems" *Computers and Mathematics with Applications*, **59**(8), 2615-2627, 2010. <https://doi.org/10.1016/j.camwa.2010.01.030>
15. J. Abonyi, R. Babuška, M. A. Botto, F. Szeifert, and L. Nagy, "Identification and control of nonlinear systems using fuzzy Hammerstein models" *Industrial and engineering chemistry research*, **39**(11), 4302-4314, 2000. <https://doi.org/10.1021/ie990629e>
16. L. Jia, M. S. Chiu, and S. S. Ge, "A noniterative neuro-fuzzy based identification method for Hammerstein processes" *Journal of Process Control*, **15**(7), 749-761, 2005. <https://doi.org/10.1016/j.jprocont.2005.03.006>
17. A. Jawad, A. M. Butt, M. T. Riaz¹, S. Bhutta¹, M. Z. Khan¹, and I. U. Haq "Multiclass Myoelectric Identification of Five Fingers Motion using Artificial Neural Network and Support Vector Machine" *Journal of Advances in Science, Technology and Engineering Systems*, **2**(3), 1026-1033, 2017. <https://doi.org/10.25046/aj0203130>
18. K. H. Chan, J. Bao, and W. J. Whiten, "Identification of MIMO Hammerstein systems using cardinal spline functions" *Journal of Process Control*, **16**(7), 659-670, 2006. <https://doi.org/10.1016/j.jprocont.2006.01.004>
19. I. Goethals, K. Pelckmans, J. A. Suykens, and B. De Moor, "Identification of MIMO Hammerstein models using least squares support vector machines" *Automatica*, **41**(7), 1263-1272, 2005. <https://doi.org/10.1016/j.automatica.2005.02.002>
20. H. Liang, and B. Wang, "Identification of MIMO Hammerstein Models Using Support Vector Machine" In *International Symposium on Neural Networks*, Springer, Berlin, Heidelberg, 2007. <https://doi.org/10.1007/978-3-540-72395-0-51>
21. Y. M. Hlaing, M. S. Chiu, and S. Lakshminarayanan "Modeling and control of multivariable process using generalized Hammerstein model" *Chemical Engineering Research and Design Transactions*, **85**(4), 445-454, 2007. <https://doi.org/10.1205/cherd06210>
22. F. Ding, and T. Chen, "Identification of Hammerstein nonlinear ARMAX system" *IEEE Transactions Automatic Control*, **41**(9), 1479-1489, 2005. <https://doi.org/10.1016/j.automatica.2005.03.026>
23. K. H.Chan, J. Bao, and W. J. Whiten, "Identification of MIMO Hammerstein systems using cardinal spline functions" *Journal of Process Control*, **16**(7), 659-670, 2006. <https://doi.org/10.1016/j.jprocont.2006.01.004>
<http://dx.doi.org/10.1080/00207721.2014.951419>